

FITTING WORDS

*Classical Rhetoric
for the Christian Student*

Workbook

JAMES B. NANCE



ROMAN
ROADS
MEDIA

In this series:

<i>Resource</i>	<i>Item SKU</i>
Fitting Words Textbook	R-TXTB
Fitting Words Student Workbook (this book)	R-WKBK
Fitting Words Answer Key	R-ANSW
Fitting Words Exam Pack	R-EXAM
Fitting Words Video Course	R-DVD / R-BLU / R-STR

Fitting Words: Classical Rhetoric for the Christian Student: Workbook

Written by James B. Nance for Roman Roads Media, LLC

Copyright © 2016 by Roman Roads Media, LLC

Version 1.0.5

Published by Roman Roads Media

Moscow, Idaho

www.romanroadsmedia.com

Cover design concept by Mark Beauchamp; adapted by Daniel Foucachon and Valerie Anne Bost.
Cover illustration by Mark Beauchamp; adapted by George Harrell. Interior illustration by George Harrell. Interior design by Valerie Anne Bost.

Printed in the United States of America.

Unless otherwise indicated, Scripture quotations are from the New King James Version of the Bible, ©1979, 1980, 1982, 1984, 1988 by Thomas Nelson, Inc., Nashville, Tennessee.

All rights reserved. No part of this publication may be reproduced, stored in a retrieval system, or transmitted in any form by any means, electronic, mechanical, photocopy, recording, or otherwise, without prior permission of the publisher, except as provided by USA copyright law.

ISBN-13: 978-1-944482-10-7

ISBN-10: 1-944482-10-5





TABLE OF CONTENTS

Components of This Course	vii
Optional Course Schedules	ix

LESSON EXERCISES

Exercise 1	1	Exercise 15a	51	Exercise 23a	105
Exercise 2	3	Exercise 15b	55	Exercise 23b	109
Exercise 3	5	Exercise 16a	57	Exercise 24a	115
Exercise 4	9	Exercise 16b	63	Exercise 24b	117
Exercise 5	13	Exercise 17a	69	Exercise 25a	121
Exercise 6	17	Exercise 17b	71	Exercise 25b	125
Exercise 7	21	Exercise 18a	75	Exercise 26a	127
Exercise 8	23	Exercise 18b	77	Exercise 26b	131
Exercise 9	25	Exercise 19a	81	Exercise 27a	135
Exercise 10	27	Exercise 19b	83	Exercise 27b	141
Exercise 11	31	Exercise 20	87	Exercise 28a	145
Exercise 12	35	Exercise 21a	91	Exercise 28b	149
Exercise 13	39	Exercise 21b	95	Exercise 29	153
Exercise 14a	43	Exercise 22a	97	Exercise 30a	155
Exercise 14b	47	Exercise 22b	101	Exercise 30b	161

Works Cited in Exercises	163
Speech Judging Sheets	165




COMPONENTS OF THIS COURSE

F*itting Words: Classical Rhetoric for the Christian Student* is meant as a one-year course in practical rhetoric for the Christian high school student. The entire packet includes these components:

1. The **textbook** with thirty lessons on the art of rhetoric. Each lesson also includes Thinking Deeper questions, suggestions for Reading Further, and quotes for Developing Memory. The Thinking Deeper sections provide optional questions for discussion, questions which dig further into the lesson topics. These occasionally require outside reading. The Developing Memory sections give the students exercise in memorizing and delivering appropriate quotes of varying length. Before starting this course you may find it helpful to read Lesson 29, which discusses some methods for memorizing. Students will write and deliver speeches after Lessons 13, 14, 15, 16, and 30. The appendices include a glossary of key terms, the text of the primary speeches used throughout the course, and a chart of every speech in the Bible, many of which are also used throughout the course.
2. The **student workbook**, which includes exercises for each lesson. Many of the lessons have two exercises, A and B, both of which should be completed by the student before going on to the next lesson. Also included are speech judging sheets identical to those in the test packet, which the student may use to evaluate himself as he practices the required speeches.
3. An **answer key** for the exercises and the tests. Also included is a proposed course schedule. The answer key layout matches the layout of the exercises and tests for ease of grading. Point suggestions are given [in brackets] for the exams only.
4. The **exam packet**, which includes review sheets for the tests, the tests themselves, and speech judging sheets for the instructor to evaluate the speeches to be delivered by the student. The final evaluation for the course is not a comprehensive exam but a final speech. Review sheets, tests, and judging

sheets are items which may be individually copied and distributed to the students at various times throughout the course.

5. The **video course**, available in multiple formats, in which the author introduces and teaches through each lesson. Each video session also introduces a figure of speech or thought (re-taught together in Lessons 27 and 28), offers suggestions for the Thinking Deeper questions, gives suggestions for completing the exercises, and presents the commonplace topic for developing copiousness. Lessons prior to tests or speeches include related helps.




HOW TO USE THIS WORKBOOK

This student workbook includes the lesson exercises and speech judging sheets for *Fitting Words: Classical Rhetoric for the Christian Student*. This workbook is consumable; each student should be issued one workbook. The pages are perforated so that each exercise and judging sheet can be removed and completed.

The exercise numbers are aligned with the lesson numbers in the student text. The answers for these exercises are contained in the Answer Key for *Fitting Words*.

Speech judging sheets are included here for the students to use as they practice their speeches. Identical speech judging sheets are included in the test packet for instructor use.



EXERCISE 12

NAME

DATE

Problems 1–12: Identify the primary emotion from each lesson (anger, calmness, friendship, enmity, fear, confidence) that the given speaker is seeking to produce in his hearers.

1. Genesis 13:8–9 _____
2. Exodus 14:13–14 _____
3. Joshua 22:22–29 _____
4. 1 Samuel 25:24–31 _____
5. 1 Kings 1:17–21, 24–27 _____
6. 1 Kings 5:2–9 _____
7. 2 Chronicles 13:4–7 _____
8. Ezra 6:6–12 _____
9. Daniel 3:9–12 _____
10. Matthew 28:18–20 _____
11. Mark 9:42–48 _____
12. Acts 24:5–8 _____

13. Which emotion is Martin Luther trying to produce in the introduction to *Here I Stand*? Defend your answer.

Most Serene Emperor, and you illustrious princes and gracious lords: I this day appear before you in all humility, according to your command, and I implore Your Majesty and your august highnesses, by the mercies of God, to listen with favor to the defense of a cause which I am well assured is just and right. I ask pardon, if by reason of my ignorance, I am wanting in the manners that befit a court; for I have not been brought up in kings' palaces, but in the seclusion of a cloister.

Problems 14–15: Read the excerpt in Appendix A from Jonathan Edwards’s sermon “Sinners in the Hand of an Angry God,” and answer the following questions.

14. Explain how in his sermon Edwards employs each of the given elements of the definition of fear.

pain or disturbance _____

due to a mental picture _____

of destructive or painful evil _____

in the future _____
